

USER INSTRUCTIONS

MKS® BODY BELT /-PLUS /-VARIO

LUMBAR BANDAGE

MKS® LUMBAGO /-PLUS /-VARIO

LUMBAR BANDAGE WITH SILICONE PAD STIMULATING BLOOD CIRCULATION



albrecht®
FUNKTIONELLE REHABILITATION

Content

1. Introduction 3

1.1. Foreword 3

1.2. Customer information..... 3

1.3. Mode of operation..... 3

1.4. Application 4

1.5. Scope of delivery 4

1.6. Declaration of conformity..... 4

1.7. Features 4

1.8. Indications 5

1.9. Contra indications..... 5

1.10. Safety Instructions 5

1.11. Warranty..... 6

2. Individual adjustments..... 7

3. Cleaning, maintenance and disinfection 9

4. Technical data / Material 10

5. Size chart and article numbers 10

6. Transfer of the brace 13

7. Disposal..... 13

User Instructions

1. Introduction

1.1. Foreword

Our MKS[®] Modular Corset System straightens and stabilizes defined areas of the vertebral column in order to achieve postural corrections which actively support rehabilitation in specific indications.

Our MKS[®] programme is comprised of a modular system which can be divided into an orthosis set consisting of rigid supportive elements and a set of partially elastic, smoothly-fitting back-and-body bandages which adapt comfortably to the body.

By combining the individual components of the two sets an exact adjustment to both the respective indication and the patient can be achieved.

1.2. Customer information

For your own safety, please read this User Instructions carefully before using the brace. Proper use and operation of the brace will only be possible if you have carefully read and understood all instructions, notes and procedures. Should you have any doubts with regard to the User Instructions, or should any of the instructions, operations or safety notes be unclear, please contact your local dealer or the manufacturer albrecht GmbH directly before using the brace. This holds particularly true for the safety instructions.

1.3. Mode of operation

Due to its semi-elastic bandaging material the MKS[®] Body Belt adjusts comfortably to the body. Through building up circular pressure the lumbar vertebral column is supported. The firm fastener element provides the necessary abdominal pressure.

MKS[®] Body Belt plus

Additional tensioning straps.

MKS[®] Body Belt Vario

The various possibilities of adjustment offered allow the construction of lumbar bandages of different girths and shapes. Only two sizes are needed to cover a range of girths from 70cm to 125cm:

Vario Standard (70-95cm) and

Vario Extra (95-125cm).

Optionally, blood circulation can be stimulated by inserting a silicone pad into the integrated back pocket of:

MKS[®] Body Belt

MKS[®] Body Belt plus

MKS[®] Body Belt Vario

+ silicone pad (Art.-No.: 350-014-S) =

MKS[®] Lumbago

MKS[®] Lumbago plus

MKS[®] Lumbago Vario

User Instructions

1.4. Application

The brace must only be used for the orthotic treatment of the vertebral column

The

MKS® Body Belt

Body Belt plus

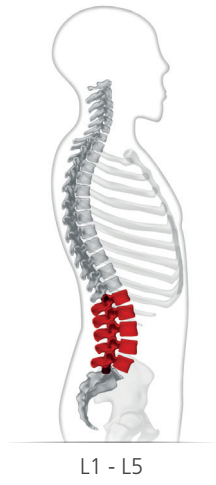
Vario

Lumbago

Lumbago plus

And Lumbago Vario

assists treatment in the application area from the first to the fifth lumbar vertebral body in adults. It provides stabilization of the entire spine. The brace is intended to help you achieve a lifestyle that is as independent as possible while still meeting your needs and matching your personal capabilities.



The individual adjustment of the cut of the MKS® Vario and Lumbago Vario enables the exact adaptation to women's and men's contours.

1.5. Scope of delivery

The MKS® orthosis is delivered to you ready for use, in the size you ordered, with User Instructions and labeling on the product.

1.6. Declaration of conformity

The albrecht GmbH company, as the manufacturer solely responsible, declares that the MKS® orthosis conforms to the Regulation (EU) 2017/745 concerning medical devices.

1.7. Features

MKS® Body Belt

- Semi-elastic bandaging material
- Lateral reinforcing stays
- Firm abdominal piece with hook and loop fastener
- Back pocket suitable for silicone pad stimulating blood circulation or MKS® Osteo back plate

MKS® Body Belt plus

- + Additional tensioning straps

MKS® Vario

- + Circumference and shape can be adjusted

MKS® Lumbago

- + Silicone pad stimulating blood circulation

MKS® Lumbago plus

- + Additional tensioning straps
- + Silicone pad stimulating blood circulation

User Instructions

MKS® Lumbago vario

- + Circumference and shape can be adjusted
- + Silicone pad stimulating blood circulation

1.8. Indications

The physician will decide on the type of treatment to apply based on his diagnosis. Generally, the use of the MKS® orthosis is indicated in all indications requiring a stabilization of the lumbar spine, such as:

MKS® Body Belt, Body Belt plus and Vario

- Lower back pain
- Lumbago
- Spondylarthrosis
- Sacroiliac joint irritation
- Lumbar muscle insufficiency

MKS® Lumbago, Lumbago plus and Lumbago Vario

- Severe lower back pain
- Severe lumbago
- Relapsing lumbago
- Osteochondrosis
- Spondylolysis without displacement of vertebrae
- Mild lumbar deformity (with displacement of vertebrae)
- Spondylarthrosis
- Sacroiliac joint irritation
- Lumbar muscle insufficiency
- Mild lumbar sciatica (only MKS® Lumbago plus)
- Mild radicular syndrome (only MKS® Lumbago plus)

1.9. Contra indications

The brace is only intended for use in contact with intact skin.

1.10. Safety Instructions

The optimal effect of the brace is only achieved when used correctly.

- The brace must only be used in the intact, complete and mechanically undamaged condition and with complete and intact cushioning and waders. This must be verified by the user before each usage.
- Opening or removing one or more belts, as well as excessive loosening of the wader when using the brace leads to a reduction of the therapeutic effect of the brace and may lead to injury.
- The brace must not be worn over open wounds.
- The skin should be free of oils, grease, gels or other debris, to prevent reactions with the skin or the structure of the Material.
- The orthosis should fit firmly but not too tight, so as not to restrict the blood circulation and adversely affect nerve and lymph vessels. Excessive compression is therefore to be avoided.
- Combination with other products is currently not provided for or is to be agreed with the manufacturer in writing.
- The brace is not intended for single use, but is intended for multiple use by a single person.
- The product as delivered is not sterile.
- Contact your physician immediately in the event of an allergic reaction.

User Instructions

- Please note that cushioned sections can heat up under direct sunlight. Protect the orthosis from direct sunlight if necessary.
- Currently there is no test for flammability. Exercise caution when using the orthosis in the direct vicinity of open flames such as lighters and cigarettes.

1.11. Warranty

We assume the warranty for the brace for a period of 3 months. The brace is a medical rehabilitation device and must not be used for any purpose other than the intended, as described in the Instructions for Use. Changes to the brace or other applications require the written consent of the albrecht GmbH. If this is not obtained, the manufacturer may not honor the guarantee. If you are using single joints or other components, these should be used as intended. If changes or modifications (e.g. additional mounting holes) are made to the individual parts or components, the manufacturer's warranty no longer applies. The removal of or damage to the QM seal will also void the warranty.

User Instructions

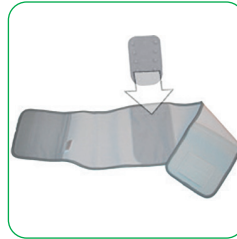
2. Individual adjustments

For those patients using the **MKS® orthosis** for the first time it is important to learn how to handle it. Putting it on and taking it off should be practiced. Wear the **MKS® orthosis** directly on the skin or over a tight-fitting singlet without any creases. It is recommended that an absorbent singlet be worn to avoid humidity caused by excessive sweating. To put it on please follow the steps below. This will ensure reliable effectiveness. Always make sure that the **MKS® orthosis** is a smooth and tight fit. However, in order to prevent constrictions along the edges it shouldn't be over-tightened.

Preparations:


MKS® Lumbago Versions:

Open the hook and loop fastener. Insert the supportive pad into the slide-in back pocket specially designed for that purpose.



MKS® Vario Versions:

The **MKS® Vario Versions** consists of the two lateral pieces 1 and 2, the center piece 3 with markings 4 and the textile cover 5. Depending on the girth and shape required, the two lateral pieces are symmetrically attached through hook and loop connection to the center piece. The embroidered markings serve as orientation. The textile cover (5) will overlap the edges.




MKS® BODY BELT /-PLUS /-VARIO | MKS® LUMBAGO /-PLUS /-VARIO

User Instructions

Adjustments MKS® orthosis

- 1 Put the MKS® orthosis around your waist from the back to the front, making sure that the dark slide-in pocket rests inside against your back.
- 2 Press the Band with the fleece on the front down on your stomach and pull the hook and loop fastener of the MKS® orthosis forward so that you can feel a slight pressure around your waist.
- 3 Now press the hook and loop fastener of the tightened MKS® orthosis on the fluffy end of the belt and flatten down the MKS® orthosis with your hand.



MKS® Plus Versions:

Pull both ends of the additional belt forward until you reach the desired tension and then attach it onto the body belt through hook and loop connections.



User Instructions



Hand wash at 30°C



Do not bleach



Do not iron



Do not dry-clean



Do not tumble dry

3. Cleaning, maintenance and disinfection

The orthosis is designed to be maintenance-free. To ensure proper operation over the period of treatment the orthosis should be cleaned regularly (at least every 3 months) or as required, according to the following instructions.

- The product as delivered is not sterile and is not suitable for sterilization.
- Do not use harsh or abrasive cleaners.
- All fabrics can be washed by hand at 30°C using water and a mild detergent and/or disinfectant.
- Not machine washable.
- The MKS[®] orthosis can be dried in the open air.
- In the case of more severe soiling, a replacement set of textile parts is available.
- Wipe down surfaces with a cloth soaked with disinfectant.
- Wet completely, and do not wipe off.
- Spray inaccessible surfaces.
- When spraying ensure complete wetting.
- A mild alcohol-based disinfectant is recommended.

Ask your physician or pharmacist when selecting a disinfectant, and follow the instructions given by the disinfectant manufacturer. The Robert Koch list of approved disinfectants can be found at <http://www.rki.de>.

User Instructions

4. Technical data / Material

Description	Material
Body Belt	elastic material 28% viscose, 48% perlon, 24% elastodiene
	binding 83% viscose, 17% dorlastan
	velours PA

5. Size chart and article numbers

MKS Body Belt

Size	Body circumference	Abdominal height	Height of back piece	Art.-No.
1	60 - 70 cm	18 cm	22 cm	582-001-S
2	70 - 80 cm	18 cm	23 cm	582-002-S
3	80 - 90 cm	18 cm	23 cm	582-003-S
4	90 - 105 cm	18 cm	24 cm	582-004-S
5	105 - 120 cm	18 cm	24 cm	582-005-S
6	120 - 135 cm	18 cm	24 cm	582-006-S
Silicone pad optionally available (Art.-No.: 350-014-S)				

MKS Body Belt – reduced height

Size	Body circumference	Abdominal height	Height of back piece	Art.-No.
1	60 - 70 cm	14 cm	18 cm	582-001N-S
2	70 - 80 cm	14 cm	19 cm	582-002N-S
3	80 - 90 cm	14 cm	19 cm	582-003N-S
4	90 - 105 cm	14 cm	20 cm	582-004N-S
5	105 - 120 cm	14 cm	20 cm	582-005N-S
6	120 - 135 cm	14 cm	20 cm	582-006N-S

User Instructions

MKS Body Belt plus:

Size	Body circumference	Abdominal height	Height of back piece	Art.-No.
1	60 - 70 cm	18 cm	22 cm	582-201-S
2	70 - 80 cm	18 cm	23 cm	582-202-S
3	80 - 90 cm	18 cm	23 cm	582-203-S
4	90 - 105 cm	18 cm	24 cm	582-204-S
5	105 - 120 cm	18 cm	24 cm	582-205-S
6	120 - 135 cm	18 cm	24 cm	582-206-S

Silicone pad optionally available (Art.-No.: 350-014-S)

MKS Body Belt plus - reduced height:

Size	Body circumference	Abdominal height	Height of back piece	Art.-No.
1	60 - 70 cm	14 cm	18 cm	582-201N-S
2	70 - 80 cm	14 cm	19 cm	582-202N-S
3	80 - 90 cm	14 cm	19 cm	582-203N-S
4	90 - 105 cm	14 cm	20 cm	582-204N-S
5	105 - 120 cm	14 cm	20 cm	582-205N-S
6	120 - 135 cm	14 cm	20 cm	582-206N-S

Silicone pad optionally available (Art.-No.: 350-014-S)

MKS Vario:

Name	Body circumference	Abdominal height	Height of back piece	Art.-No.
Standard	60 - 95 cm	18 cm	25 cm	581-063-S
Extra	95 - 125 cm	18 cm	25 cm	581-064-S

Silicone pad optionally available (Art.-No.: 350-014-S)

MKS® BODY BELT /-PLUS /-VARIO | MKS® LUMBAGO /-PLUS /-VARIO

User Instructions

MKS Lumbago

Size	Body circumference	Abdominal height	Height of back piece	Art.-No.
1	60 - 70 cm	14 cm	18 cm	582-401N-S
2	70 - 80 cm	14 cm	19 cm	582-402N-S
3	80 - 90 cm	14 cm	19 cm	582-403N-S
4	90 - 105 cm	14 cm	20 cm	582-404N-S
5	105 - 120 cm	14 cm	20 cm	582-405N-S
6	120 - 135 cm	14 cm	20 cm	582-406N-S

MKS Lumbago plus:

Size	Body circumference	Abdominal height	Height of back piece	Art.-No.
1	60 - 70 cm	18 cm	22 cm	582-501-S
2	70 - 80 cm	18 cm	23 cm	582-502-S
3	80 - 90 cm	18 cm	23 cm	582-503-S
4	90 - 105 cm	18 cm	24 cm	582-504-S
5	105 - 120 cm	18 cm	24 cm	582-505-S
6	120 - 135 cm	18 cm	24 cm	582-506-S

Silicone pad optionally available (Art.-No.: 350-014-S)

MKS Lumbago Vario:

Name	Body circumference	Abdominal height	Height of back piece	Art.-No.
Standard	60 - 95 cm	18 cm	25 cm	581-069-S
Extra	95 - 125 cm	18 cm	25 cm	581-070-S

User Instructions

6. Transfer of the brace

The brace is not intended for single use, but rather is intended for multiple use by a single person. We do not recommend transfer to other users. Should this be desired however, please ensure to pass on the care and cleaning instructions and have the brace checked by an authorized specialist dealer for safe and proper operation.

7. Disposal

The brace contains recyclable materials without toxic or other harmful substances or other environmentally hazardous substances. Provided it is not contaminated with Infectious germs, the brace can be deposited in the normal waste disposal. To be sure, consult your specialist orthopedics dealer.

Duty to report

Due to regional legal regulations, you are required to immediately report any serious incident involving the use of this medical device to the manufacturer and the responsible authorities. Please find our contact details on the back of this brochure.

MKS® BODY BELT /-PLUS /-VARIO | MKS® LUMBAGO /-PLUS /-VARIO

User Instructions

User Instructions

VERSION: EN 01.2023



Medical device



Manufacturer



albrecht GmbH

CHIEMSEESTRASSE 81
D-83233 BERNAU AM CHIEMSEE

T +49 (0)8051 96129-0

F +49 (0)8051 96129-30

INFO@ALBRECHTGMBH.COM

WWW.ALBRECHTGMBH.COM



Made in Germany
Hergestellt in Deutschland



Management
System
EN ISO
13485:2016

www.tuv.com
ID: 0000046098