

USER INSTRUCTIONS

MKS® BODY BELT

LUMBAR BANDAGE



albrecht®
FUNKTIONELLE REHABILITATION

MKS® Body Belt

User Instructions

1. Introduction

1.1. Foreword

Our MKS® Modular Corset System straightens and stabilizes defined areas of the vertebral column in order to achieve postural corrections which actively support rehabilitation in specific indications.

Our MKS® programme is comprised of a modular system which can be divided into an orthosis set consisting of rigid supportive elements and a set of partially elastic, smoothly-fitting back-and-body bandages which adapt comfortably to the body.

By combining the individual components of the two sets an exact adjustment to both the respective indication and the patient can be achieved.

1.2. Customer information

For your own safety, please read this User Instructions carefully before using the brace. Proper use and operation of the brace will only be possible if you have carefully read and understood all instructions, notes and procedures. Should you have any doubts with regard to the User Instructions, or should any of the instructions, operations or safety notes be unclear, please contact your local dealer or the manufacturer albrecht GmbH directly before using the brace. This holds particularly true for the safety notes.

1.3. Mode of operation

Due to its semi-elastic bandaging material the MKS® Body Belt adjusts comfortably to the body. Through building up circular pressure the lumbar vertebral column is supported. The firm fastener element provides the necessary abdominal pressure.

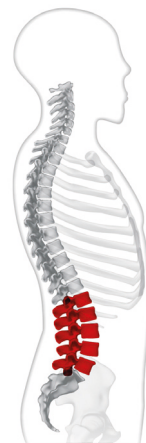
Optionally, blood circulation can be stimulated by inserting the silicone pad into the integrated back pocket.

1.4. Application

The brace must only be used for the orthotic treatment of the vertebral column.

The MKS® Body Belt assists treatment in the application area from the first to the fifth lumbar vertebral body. It provides stabilization of the entire spine.

The MKS® Body Belt is intended to help you achieve a lifestyle that is as independent as possible while still meeting your needs and matching your personal capabilities.



L1 - L5

1.5. Scope of delivery

The MKS® Body Belt is delivered to you ready for use, in the size you ordered, with User Instructions and labeling on the product.

User Instructions

1.6. Declaration of conformity

The albrecht GmbH company as manufacturer with sole responsibility declares the conformity of the **MKS® Body Belt** brace with European Council Directive 93/42/EEC for medical devices.

1.7. Features

- Semi-elastic bandaging material
- Lateral reinforcing stays
- Firm abdominal piece with hook and loop fastener
- Back pocket suitable for silicone pad stimulating blood circulation or **MKS® Osteo** back plate

1.8. Indications

The physician will decide on the type of treatment to apply based on his diagnosis. Generally, the use of the **MKS® Body Belt** is indicated in all indications requiring a stabilization of the lumbar spine, such as:

- Lower back pain
- Lumbago
- Spondylarthrosis
- Sacroiliac joint irritation
- Lumbar muscle insufficiency

For all other indications a physician must be consulted.

1.9. Contra indications

The brace is only intended for use in contact with intact skin.

1.10. Safety Instructions

The optimal effect of the brace is only achieved when used correctly.

- The brace must only be used in the intact, complete and mechanically undamaged condition and with complete and intact cushioning and walers. This must be verified by the user before each usage.
- Opening or removing one or more belts, as well as excessive loosening of the waler when using the brace leads to a reduction of the therapeutic effect of the brace and may lead to injury.
- The brace must not be worn over open wounds.
- The skin should be free of oils, grease, gels or other debris, to prevent reactions with the skin or the structure of the material.
- The orthosis should fit firmly but not too tight, so as not to restrict the blood circulation and adversely affect nerve and lymph vessels. Excessive compression is therefore to be avoided.
- Combination with other products is currently not provided for or is to be agreed with the manufacturer in writing.
- The brace is not intended for single use, but is intended for multiple use by a single person.
- The product as delivered is not sterile.
- Contact your physician immediately in the event of an allergic reaction.
- Please note that cushioned sections can heat up under direct sunlight. Protect the orthosis from direct sunlight if necessary.

MKS® Body Belt

User Instructions

- Currently there is no test for flammability. Exercise caution when using the orthosis in the direct vicinity of open flames such as lighters and cigarettes.

1.11. Warranty

We assume the warranty for the brace for a period of 3 months. The brace is a medical rehabilitation device and must not be used for any purpose other than the intended, as described in the Instructions for Use. Changes to the brace or other applications require the written consent of the albrecht GmbH. If this is not obtained, the manufacturer may not honor the guarantee. If you are using single joints or other components, these should be used as intended. If changes or modifications (e.g. additional mounting holes) are made to the individual parts or components, the manufacturer's warranty no longer applies. The removal of or damage to the QM seal will also void the warranty.

1.12. Transfer of the brace

The brace is not intended for single use, but rather is intended for multiple use by a single person. We do not recommend transfer to other users. Should this be desired however, please ensure to pass on the care and cleaning instructions and have the brace checked by an authorized specialist dealer for safe and proper operation.

1.13. Disposal

The brace contains recyclable materials without toxic or other harmful substances or other environmentally hazardous substances. Provided it is not contaminated with infectious germs, the brace can be deposited in the normal waste disposal. To be sure, consult your specialist orthopedics dealer.

User Instructions

2. Individual adjustments



For those patients using the **MKS[®] Body Belt** for the first time it is important that they learn how to handle it. Putting it on and taking it off should be practiced.

Wear the **MKS[®] Body Belt** directly on the skin or over a tight-fitting singlet without any creases. It is recommended that an absorbent singlet is worn to avoid humidity caused by excessive sweating.

Put on the **MKS[®] Body Belt** as per the following instructions. This will ensure reliable effectiveness.

Always make sure that the **MKS[®] Body Belt** is a smooth and tight fit. However, in order to prevent constrictions along the edges it shouldn't be over-tightened.

- ➊ Put the **MKS[®] Body Belt** around your waist from the back to the front, making sure that the dark slide-in pocket rests inside against your back.
- ➋ Press the band with the fleece on the front down on your stomach and pull the hook and loop fastener of the **MKS[®] Body Belt** towards the front so that you can feel a slight pressure around your waist.
- ➌ Now press the hook and loop fastener of the tightened **MKS[®] Body Belt** on the fluffy end of the belt and flatten down the **MKS[®] Body Belt** with your hand.



MKS® Body Belt

User Instructions



Hand wash at 30°C



Do not bleach



Do not iron



Do not dry-clean



Do not tumble dry

3. Cleaning, maintenance and disinfection

The orthosis is designed to be maintenance-free. To ensure proper operation over the period of treatment the orthosis should be cleaned regularly (at least every 3 months) or as required, according to the following instructions.

3.1. Care

- The product as delivered is not sterile and is not suitable for sterilization.
- Do not use harsh or abrasive cleaners.
- All fabrics can be washed by hand at 30°C using water and a mild detergent and/or disinfectant.
- Not machine washable.
- The MKS® Body Belt can be dried in the open air.
- In the case of more severe soiling, a replacement set of textile parts is available.
- Wipe down surfaces with a cloth soaked with disinfectant.
- Wet completely, and do not wipe off.
- Spray inaccessible surfaces.
- When spraying ensure complete wetting.
- A mild alcohol-based disinfectant is recommended.

Ask your physician or pharmacist when selecting a disinfectant, and follow the instructions given by the disinfectant manufacturer. The Robert Koch list of approved disinfectants can be found at <http://www.rki.de>.

User Instructions

4. Technische Daten / Materialien

Description	Material
Leibteil	elastic material 28% viscose, 48% perlon, 24% elastodiene
	binding 83% viscose, 17% dorlastan
	Velours PA

5. Choice of size

The **MKS® Body Belt** is available in six sizes as shown in the table below. In addition, the function of the **MKS® Body Belt** can be extended with a supportive pad stimulating the blood flow in the slide-in back pocket specially designed for that purpose => **MKS® Lumbago**.

6. Size chart and article numbers

Size	Body circumference	Abdominal height	Height of back piece	Art.-No.
1	60 - 70 cm	18 cm	22 cm	582-001-S
2	70 - 80 cm	18 cm	23 cm	582-002-S
3	80 - 90 cm	18 cm	23 cm	582-003-S
4	90 - 105 cm	18 cm	24 cm	582-004-S
5	105 - 120 cm	18 cm	24 cm	582-005-S
6	120 - 135 cm	18 cm	24 cm	582-006-S

MKS Body Belt – reduced height

Size	Body circumference	Abdominal height	Height of back piece	Art.-No.
1	60 - 70 cm	14 cm	18 cm	582-001N-S
2	70 - 80 cm	14 cm	19 cm	582-002N-S
3	80 - 90 cm	14 cm	19 cm	582-003N-S
4	90 - 105 cm	14 cm	20 cm	582-004N-S
5	105 - 120 cm	14 cm	20 cm	582-005N-S
6	120 - 135 cm	14 cm	20 cm	582-006N-S

VERSION: EN 06.2022



albrecht GmbH

CHIEMSEESTRASSE 81

D-83233 BERNAU AM CHIEMSEE / GERMANY

PHONE +49 (0)8051 96129-0

FAX +49 (0)8051 96129-30

INFO@ALBRECHTGMBH.COM

WWW.ALBRECHTGMBH.COM



Made in Germany
Hergestellt in Deutschland



Management
System
EN ISO
13485:2016

www.tuv.com
ID 000046096