

USER INSTRUCTIONS

TOE PLATE

PRODUCT REQUIRING INDIVIDUAL ADJUSTMENT BY A TECHNICIAN



albrecht[®]
FUNKTIONELLE REHABILITATION

Toe Plate

User Instructions



1. Introduction

1.1. Foreword

Our **Toe Plates** are used for the individual fixation of the toes in case of appropriate indication.

1.2. Customer information

For your own safety please read through these User Instructions carefully and accurately before using the **Toe Plate**. The instructions, notes and procedures must be read and understood thoroughly in order to benefit from the correct operation and use of the device. If anything in the User Instructions is not clear, or any instructions, operating procedures or safety information is not fully understandable, please contact the appropriate specialist retailer or albrecht GmbH directly, before you use the **Toe Plate**. This particularly applies to the safety instructions.

1.3. Mode of operation

The **Toe Plate** assists treatment in the application area of the foot. It is used to immobilize the toes.

1.4. Application

The **Toe Plate** must only be used for the orthotic treatment of the foot.

The **Toe Plate** assists treatment in the application area of the foot. It is used to immobilize the toes. The **Toe Plate** is intended to help you achieve a lifestyle that is as independent as possible, while still meeting your needs and matching your personal capabilities.

1.5. Scope of delivery

The **Toe Plate** is delivered to you ready to use in the size requested, with User Instructions and labeling on the product. Please check the completeness of the **Toe Plate** at delivery.

1.6. Declaration of conformity

The albrecht GmbH company as manufacturer with sole responsibility declares the conformity of the **Toe Plate** with European Council Directive 93/42/EEC for medical devices.

1.7. Features

- Stable alternative to toe slings
- Rigid shell made out of PE
- Snuggly velours strap
- Individual fixation

User Instructions

1.8. Indications

The physician will prescribe the type of treatment to apply based on his or her diagnostic findings.

Generally, the use is indicated in:

- Postoperative fixation

For all other indications a physician must be consulted.

1.9. Contraindications

The **Toe Plate** is intended exclusively for contact with intact skin.

1.10. Safety Instructions

The optimal effect of the **Toe Plate** is only achieved when used correctly.

- The **Toe Plate** must only be used in the intact, complete and mechanically undamaged condition and with complete and intact cushioning and walers. This must be verified by the user before each usage.
- Opening or removing one or more belts, as well as excessive loosening of the waler when using the **Toe Plate** leads to a reduction of the therapeutic effect of the brace and may lead to injury.
- The **Toe Plate** must not be worn over open wounds.
- The skin should be free of oils, grease, gels or other debris, to prevent reactions with the skin or the structure of the material.
- The orthosis should fit firmly but not too tight, so as not to restrict the blood circulation and adversely affect nerve and lymph vessels. Excessive compression is therefore to be avoided.
- Eine Kombination mit der halluxsan® Hallux valgus Orthese der albrecht GmbH ist nach Absprache mit dem behandelnden Arzt möglich.
- Combination with other products is currently not provided for or is to be agreed with the manufacturer in writing.
- The **Toe Plate** is not intended for single use, but is intended for multiple use by a single person.
- The product as delivered is not sterile.
- Contact your physician immediately in the event of an allergic reaction.
- Please note that cushioned sections can heat up under direct sunlight. Protect the **Toe Plate** from direct sunlight if necessary.
- Currently there is no test for flammability. Exercise caution when using the orthosis in the direct vicinity of open flames such as lighters and cigarettes.
- The mechanical functions must only be adjusted using the supplied tools in order to avoid injuries and damage of the hinge.
- When adjusting the hinge rods to the shape of the extremity by using an orthopaedic bending iron, you must not bend the rods in the area of the hinge housing or the hinge cover as this could lead to damage or break of the hinge.

Toe Plate

User Instructions

1.11. Warranty

We assume the warranty for the brace for a period of 3 months. The brace is a medical rehabilitation device and must not be used for any purpose other than the intended, as described in the User Instructions. Changes to the brace or other applications require the written consent of the albrecht GmbH.

If this is not obtained, the manufacturer may not honor the guarantee. If you are using a single hinge or other components, these should be used as intended. If changes or modifications (e.g. additional mounting holes) are made to the individual parts or components, the manufacturer's warranty no longer applies. The removal of or damage to the QM seal will also void the warranty.

1.12. Transfer of the brace

The **Toe Plate** is not intended for single use, but rather is intended for multiple use by a single person. We do not recommend transfer to other users. Should this be desired however, please ensure to pass on the care and cleaning instructions and have the brace checked by an authorized specialist dealer for safe and proper operation.

1.13. Disposal

The **Toe Plate** contains recyclable materials without toxic or other harmful substances or other environmentally hazardous substances. Provided it is not contaminated with infectious germs, the **Toe Plate** can be deposited in the normal waste disposal. To be sure, consult your specialist orthopaedics dealer.





1.14. Individual adjustments

For those patients using the **Toe Plate** for the first time it is important that they learn how to handle it. Putting it on and taking it off should be practiced.

The length of the straps must be adjusted to your size.

Always make sure that the straps of the **Toe Plate** are a smooth and tight fit. However, in order to prevent constrictions along the edges they shouldn't be over-tightened.

User Instructions





Hand wash at 30°C



Do not bleach



Do not iron



Do not dry-clean



Do not tumble dry



2. Cleaning, maintenance and disinfection

The orthosis is designed to be maintenance-free. To ensure proper operation over the period of treatment the orthosis should be cleaned regularly (at least every 3 months) or as required, according to the following instructions.

2.1. Care

- The product as delivered is not sterile and is not suitable for sterilization.
- Do not use harsh or abrasive cleaners.
- All fabrics can be washed by hand at 30°C using water and a mild detergent and/or disinfectant.
- Not machine washable.
- Die Schale kann mit einem feuchten Tuch abgewischt werden.
- The Toe Plate can be dried in the open air.
- In the case of more severe soiling, a replacement set of textile parts is available.
- Wipe down surfaces with a cloth soaked with disinfectant.
- Wet completely, and do not wipe off.
- Spray inaccessible surfaces.
- When spraying ensure complete wetting.
- A mild alcohol-based disinfectant is recommended.

Ask your physician or pharmacist when selecting a disinfectant, and follow the instructions given by the disinfectant manufacturer. The Robert Koch list of approved disinfectants can be found at www.rki.de.

User Instructions

3. Technical data

Name	Material
Plate	PE
Padding material	PE
Strap material	Velours PA

4. Size chart and article numbers

Name	Art.-No.
Toe Plate with cord	37-8000
Toe Plate with strap	37-8500
Individual cord set toe plate	770-026-S



Individual cord set
toe plate

VERSION: EN 09.2020



albrecht GmbH

CHIAMSEESTRASSE 81
D-83233 BERNAU AM CHIAMSEE / GERMANY

PHONE +49 (0)8051 96129-0
FAX +49 (0)8051 96129-30

INFO@ALBRECHTGMBH.COM
WWW.ALBRECHTGMBH.COM



Made in Germany
Hergestellt in Deutschland



Management
System
EN ISO
13485:2016

www.tuv.com
ID 0000046096